



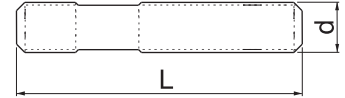
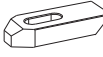


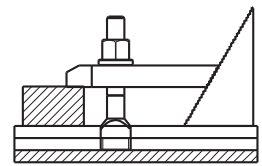
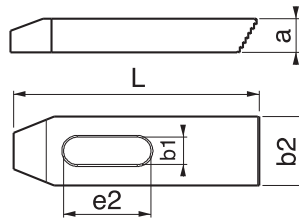
Referans Nr.				DIN 6379 
	dx		(kg)	d x L
2010-1012	M10x12	330x255	7.27	M10x80-100-160-200
2010-1214	M12x14	380x255	9.26	M12x80-100-160-200
2010-1416	M14x16	435x255	12.29	M14x80-100-160-200
2010-1618	M16x18	435x255	15.62	M16x80-100-160-200
2010-1820	M18x20	495x255	18.00	M18x80-100-160-200

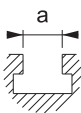






Product Nr. 2010 Coupling Set with Serrated Hell Block

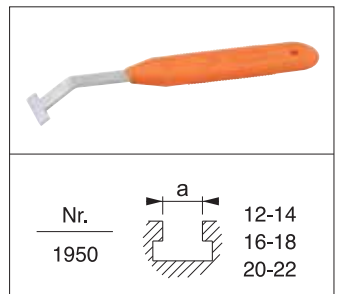
- This is the coupling set produced from steel product in order to couple the work piece or apparatuses on the table in a rapid and safe way.



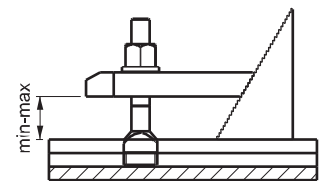
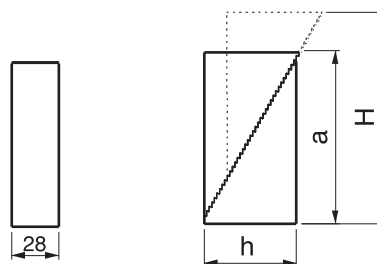
Nr.	L	b1		a	e2	b2
1290	80 100	11	M10	15	30 45	30
1290	100 125	14.5	M12-M14	20	45 55	40
1290	125 160	185	M16-M18	25	65 65	50



					
a	DIN 508	DIN 6330 B	Nr 1830	DIN 6331	DIN 6340
12	M10	M10	M10	M10	M10
14	M12	M12	M12	M12	M12
16	M14	M14	M14	M14	M14
18	M16	M16	M16	M16	M16
20	M18	M18	M18	M18	M18



Nr.	h-H	a	min-max
1310	37-85	57	0-40
1310	48-112	73	0-60
1310	58-139	90	0-75
1310	66-165	108	0-90


Product: 52 piece set of Coupling Set with Serrated Hell Block

- 6 pieces of DIN 508 T-Nut (M20x22 4 piece)
- 16 pieces of DIN 6379 Stud
- 6 pieces of DIN 6330B Supported Nut
- 4 pieces of DIN 6331 Nut with Washer
- 2 pieces of No. 1830 Extension Nut
- 4 pieces of DIN 6340 Thick Washer
- 4 pieces of No. 1290 Serrated Clamp
- 8 pieces of No. 1310 Clamp with Support Hole
- 1 piece of No. 1950 T-Slot Scraper
- 1 piece of Steel Set with Statical Paint