

MODELLI DI TORNIO COMPATIBILI
 COMPATIBLE LATHE TYPES

DOOSAN

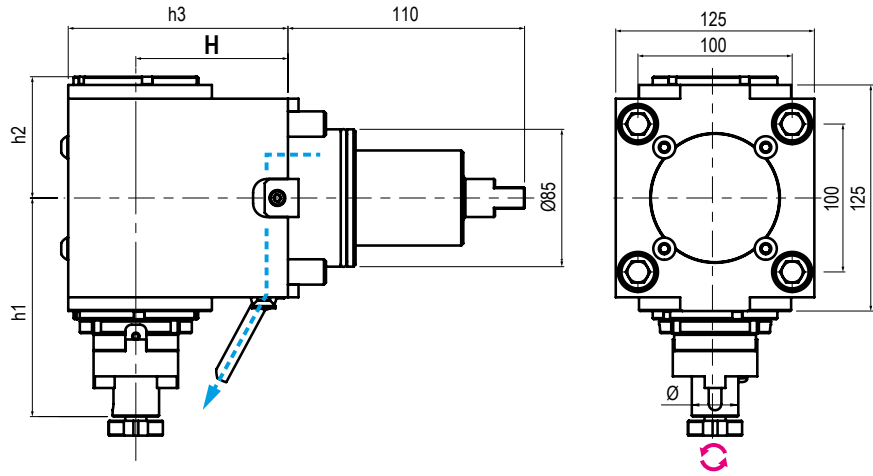
HWACHEON

HYUNDAI WIA

SAMSUNG

VICTOR

Vedi pagine compatibilità 5.8 / 5.9 - See compatibility pages 5.8 / 5.9

NEW

 TIPO - TYPE
Radiale - Radial

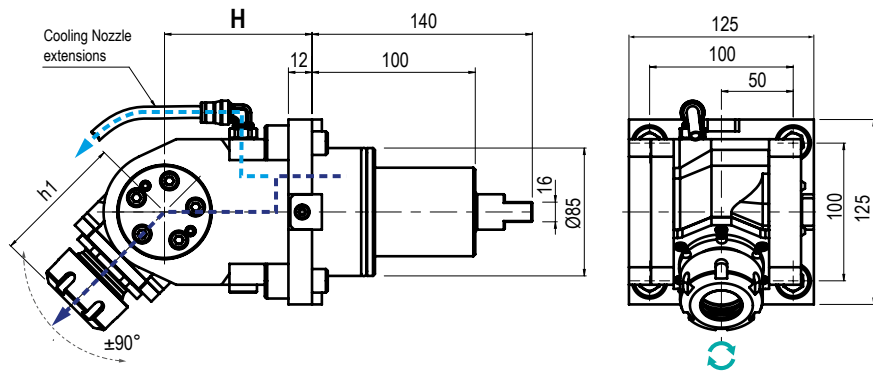
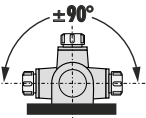
 USCITA - OUTPUT
**Porta Fresa
 Shell End Milling Cutter**

 REFRIGERANTE
 COOLANT
80BAR

 RATIO
1:1

 ROTAZIONE - ROTATION
**Opposto al mandrino
 Opposite to machine spindle**

Code	Output	Int Cool.	H	h1	h2	h3	Nm	Rpm	kw
99.DS.A115	Ø27	NO	85	136	91,6	136,5	150	3.200	15
99.DS.A116	Ø27	NO	110	136	91,6	161,5	150	3.200	15


 TIPO - TYPE
**Orientabile ±90°
 ±90° Adjustable**

 USCITA - OUTPUT
**Portapinza
 Collet Chuck**

 REFRIGERANTE
 COOLANT
80BAR

 RATIO
1:1

 ROTAZIONE - ROTATION
**Ugualo al mandrino
 Same as machine spindle**

Code	Output	Int Cool.	H	h1	Nm	Rpm	kw
99.DS.A60	ER-32 Ø2+20	NO	167,5	52,5	50	4.000	6
99.DS.A61	ER-32 Ø2+20	✓	167,5	52,5	50	4.000	6

* N.B: Rotazione uguale al mandrino - Rotation same as machine spindle

Rotazione opposta al mandrino - Rotation opposite as machine spindle