

MODELLI DI TORNIO COMPATIBILI
 COMPATIBLE LATHE TYPES

DOOSAN

GOODWAY

HAAS

HARDINGE

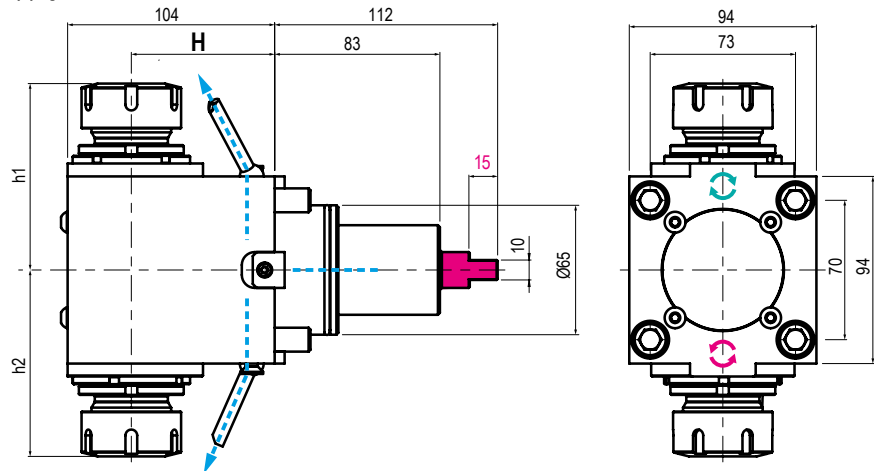
HWACHEON

HYUNDAI WIA

SAMSUNG

VICTOR

Vedi pagine compatibilità 5.8 / 5.9 - See compatibility pages 5.8 / 5.9

NEW

 * Disponibile versione con tenone maggiorato inserendo **T** dopo il codice 99.DS.A31T / Oversized tenon available - add "T" right after the code: 99.DS.A31T

 TIPO - TYPE
Doppio Radiale
 Double Radial

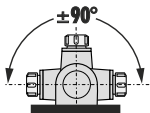
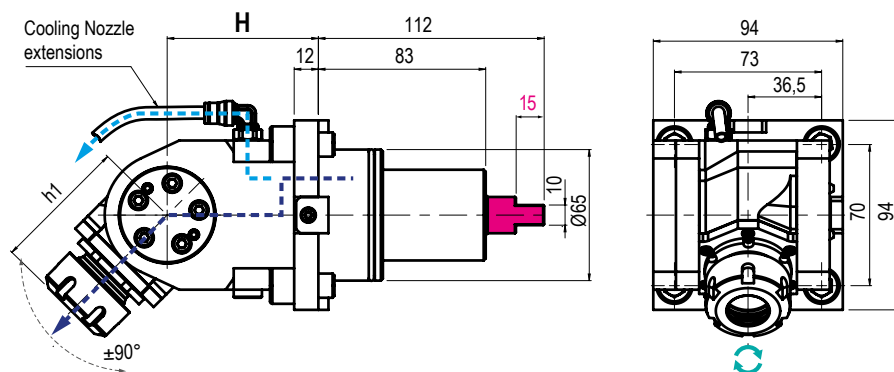
 USCITA - OUTPUT
Portapinza
 Collet Chuck

 REFRIGERANTE
 COOLANT
Esterno
 External

 RATIO
1:1

 ROTAZIONE - ROTATION
Uguale ed opposto al mandrino
 Same and opposite as m. spindle

Code	Output	Int Cool.	H	h1	h2	Nm	Rpm	kw
99.DS.A31	ER-32-32 - Ø2+20	NO	72	93+93,6	Max 93,6	70	6.000	10
99.DS.A78	ER-32-32 - Ø2+20	NO	100	93+93,6	93+93,6	70	6.000	10


NEW

 * Disponibile versione con tenone maggiorato inserendo **T** dopo il codice 99.DS.A64T / Oversized tenon available - add "T" right after the code: 99.DS.A64T

 TIPO - TYPE
Orientabile ±90°
 ±90° Adjustable

 USCITA - OUTPUT
Portapinza
 Collet Chuck

 REFRIGERANTE
 COOLANT
80BAR

 RATIO
1:1

 ROTAZIONE - ROTATION
Uguale al mandrino
 Same as machine spindle

Code	Output	Int Cool.	H	h1	Nm	Rpm	kw
99.DS.A64	ER-25 - Ø1+16	NO	75	63,5+67,2	25	6.000	4
99.DS.A65	ER-25 - Ø1+16	✓	75	63,5+67,2	25	6.000	4

* N.B: Rotazione uguale al mandrino - Rotation same as machine spindle

Rotazione opposta al mandrino - Rotation opposite as machine spindle