

cubio cupboards



Heavy duty construction | 100kg galvanized steel shelves |
75kg, 100% extension drawers

Standard Duty Cupboards

Hinged door

Economic, shelved cupboards.

Page 86

Heavy Duty Cupboards

Cupboard Features & Benefits

All the details that make bott cubio cupboards the finest range available.

Page 88

Hinged Door

Heavy duty, shelved cupboards.

Page 90

Window Door

Heavy duty capacity with instant visual reference.

Page 92

Roller Shutter Door

For narrow aisles or high capacity areas with full width entry.

Page 94

Sliding Door

Space saving models with the security of steel doors.

Page 96

Kitted Cupboards

High specification cupboards with shelves and drawers.

Page 98

Mini Workshops

Self contained units with worktops, panels, shelves and drawers.

Page 100

Power / Water / Air Supply Cupboards

Lockable cupboards with power or fluid supply reels.

Page 102

Waste Bin Cupboards

Cupboards complete with removable bins in slide out drawers.

Page 103

Cabinet with Vice

Lockable cabinet with high-quality forged steel vice.

Page 103

Cupboard Components

Individual items for custom configurations.

Page 104

Shelving

Rapid assembly shelving to compliment the cupboard range.

Page 111

cubio | **Cupboards** Standard Duty Cupboards

Standard Duty Cupboards

Standard duty cupboards are manufactured to the same exacting standards as the rest of the bott cubio range but offered in a more economic format.

As well as the system sizes an additional compact depth of 325mm is available.

This model is particularly useful when used with the No.3 bin for small parts storage or for A4 paper.

- 1000mm or 2000mm high
- 800mm or 1050mm wide
- 325mm or 525mm deep
- 75kg U.D.L. capacity galvanised steel shelves
- Reinforced doors

Please note the standard duty cupboards are not compatible with the shelves, drawers, panels or other accessories from the heavy duty cubio cupboard range.



Hinged Doors



Reinforced steel doors with zinc plated locking bars and cam providing secure 3 point locking. Master and group locking options.

Plastic Bins



The number 3 and 4 bins fit perfectly within the cupboards for high capacity component storage.

Galvanised Shelves



Durable, scuff resistant shelves adjustable on a 25mm pitch and offering 75kg U.D.L. capacity.

Standard Duty Cupboards



cubio cabinets

cubio mobile

cubio dividers

cubio cupboards

cubio benches

perfo

cnc

verso cabinets

800mm Wide Models

Height (mm)	Width (mm)	Depth (mm)	Shelves	Order Ref.
1000	800	325	2	40031009.11V
1000	800	525	2	40031021.11V
2000	800	325	3	40031012.11V
2000	800	525	3	40031024.11V
extra shelf	800	325		42101068.51V
extra shelf	800	525		42101071.51V

verso mobile

verso cupboards

1050mm Wide Models

Height (mm)	Width (mm)	Depth (mm)	Shelves	Order Ref.
1000	1050	325	2	40031015.11V
1000	1050	525	2	40031027.11V
2000	1050	325	3	40031018.11V
2000	1050	525	3	40031030.11V
extra shelf	1050	325		42101069.51V
extra shelf	1050	525		42101072.51V

verso benches

facilities

cases & seating

Housing:

RAL 7035 – light grey

Top, bottom and fronts:


RAL 5010 – gentian blue

RAL 7035 – light grey

RAL 3004 – crimson red

RAL 7016 – anthracite grey

cubio | **Cupboards** Features & Benefits





Robust Housing

Bott cubio cabinets have reinforced steel housings with up to 1 tonne total capacity. Huge range of plan sizes and heights.

Multiple Door Styles

Choose from reinforced panel lined hinged; sliding; up / over roller shutter or window panel doors.

Galvanised Steel Shelves

Durable, scuff resistant shelves in full and half depth styles. 100kg U.D.L. capacity (extra heavy duty 160kg available as an option).

Internal Fittings

Internal options include Perfo liner panels, hook on bins, drop in base, internal multiplex worktops, sliding shelves, hanging rails and CNC storage.

75kg Internal Drawers

Standard fitment drawers are 75kg U.D.L. capacity with full 100% extension roller bearing slides and scuff resistant galvanised pans.

Dividers

Tough, sub dividable plastic troughs, removable plastic boxes and adjustable metal dividers allow multiple separation possibilities for efficient and tidy storage.

Fork Lift Base

Make light work of moving heavy cabinets with the optional fork lift base. Enclosed fixed height base kits are also available.

cubio
cabinets

cubio
mobile

cubio
dividers

cubio
cupboards

cubio
benches

perfo

cnc

verso
cabinets

verso
mobile

verso
cupboards

verso
benches


facilities

cases &
seating

cubio | **Cupboards** Perfo Panel Lined Hinged Doors

Cupboards With Perfo Panel Lined Doors

- Heavy duty cupboards with lockable doors
- Perfo door liner panels
- 160kg U.D.L. capacity on 1300mm wide models, 100kg on all others
- Shown with galvanised steel shelves, for kitted models see pages 98 - 101



Models shown have perfo panel door liners. Louvre panel doors are also available, please ask for details.



525mm Deep Models **650mm Deep Models**

525mm Wide x 525mm Deep

Height (mm)	Shelves	Order Ref.
600	1	40010095.11V
700	1	40010096.11V
800	2	40010097.11V
900	2	40010125.11V
1000	2	40010098.11V
1200	3	40010099.11V
extra shelf 525 x 525		42101006.51V

650mm Wide x 650mm Deep

Height (mm)	Shelves	Order Ref.
800	2	40019120.11V
900	2	40019163.11V
1000	2	40019121.11V
1200	3	40019122.11V
1600	3	40019158.11V
2000	4	40019125.11V
extra shelf 650 x 650		42101011.51V

800mm Wide x 525mm Deep

Height (mm)	Shelves	Order Ref.
800	2	40012077.11V
900	2	40012115.11V
1000	2	40012078.11V
1200	3	40012079.11V
1600	3	40012081.11V
2000	4	40012084.11V
extra shelf 800 x 525		42101014.51V

800mm Wide x 650mm Deep

Height (mm)	Shelves	Order Ref.
800	2	40020110.11V
900	2	40020144.11V
1000	2	40020111.11V
1200	3	40020112.11V
1600	3	40020114.11V
2000	4	40020117.11V
extra shelf 800 x 650		42101015.51V

1050mm Wide x 525mm Deep

Height (mm)	Shelves	Order Ref.
800	2	40013046.11V
900	2	40013077.11V
1000	2	40013047.11V
1200	3	40013048.11V
1600	3	40013050.11V
2000	4	40013053.11V
extra shelf 1050 x 525		42101018.51V

1050mm Wide x 650mm Deep

Height (mm)	Shelves	Order Ref.
800	2	40021094.11V
900	2	40021205.11V
1000	2	40021095.11V
1200	3	40021096.11V
1600	3	40021098.11V
2000	4	40021101.11V
extra shelf 1050 x 650		42101019.51V

1300mm Wide x 525mm Deep

Height (mm)	Shelves	Order Ref.
800	2	40014046.11V
900	2	40014066.11V
1000	2	40014047.11V
1200	3	40014048.11V
1600	3	40014050.11V
2000	4	40014053.11V
extra shelf 1300 x 525		42101022.51V

1300mm Wide x 650mm Deep

Height (mm)	Shelves	Order Ref.
800	2	40022046.11V
900	2	40022102.11V
1000	2	40022047.11V
1200	3	40022048.11V
1600	3	40022050.11V
2000	4	40022053.11V
extra shelf 1300 x 650		42101023.51V

Housing:

RAL 7035 – light grey	.11	.16	.24	.19
-----------------------	-----	-----	-----	-----

Top, bottom and fronts:

RAL 5010 – gentian blue	RAL 7035 – light grey	RAL 3004 – crimson red	RAL 7016 – anthracite grey
-------------------------	-----------------------	------------------------	----------------------------

cubio | Cupboards Window Door

Window Door Cupboards

- Lockable doors with perspex windows
- Easy visual stock / tool check promotes good working practices
- Shown with galvanised steel shelves, all other internal accessories such as drawers and liner panels may be used

Panel Kits



See page 106

Accessories



See pages 106 - 110

Bins



See pages 154 - 155



1050mm Wide x 525mm Deep

Height (mm)	Shelves	Order Ref.
1200	3	40013061.11V
1600	3	40013062.11V
2000	4	40013064.11V
extra shelf 1050 x 525		42101018.51V

1050mm Wide x 650mm Deep

Height (mm)	Shelves	Order Ref.
1200	3	40021131.11V
1600	3	40021132.11V
2000	4	40021134.11V
extra shelf 1050 x 650		42101019.51V

1300mm Wide x 525mm Deep

Height (mm)	Shelves	Order Ref.
1200	3	40014056.11V
1600	3	40014057.11V
2000	4	40014058.11V
extra shelf 1300 x 525		42101022.51V

1300mm Wide x 650mm Deep

Height (mm)	Shelves	Order Ref.
1200	3	40022058.11V
1600	3	40022059.11V
2000	4	40022060.11V
extra shelf 1300 x 650		42101023.51V


Housing:

RAL 7035 – light grey

Top, bottom and fronts:

.11
.16
.24
.19
 RAL 5010 – gentian blue RAL 7035 – light grey RAL 3004 – crimson red RAL 7016 – anthracite grey

 cubio
cabinets

 cubio
mobile

 cubio
dividers

 cubio
cupboards

 cubio
benches

perfo

cnc

 verso
cabinets

 verso
mobile

 verso
cupboards

 verso
benches

facilities

 cases &
seating

cubio | Cupboards Roller Shutter Door

Roller Shutter Door Cupboards

- Lockable, space saving roller shutter doors
- Ideal for narrow aisles or restricted floor areas
- Compatible with galvanised steel shelves and all other internal accessories such as drawers and liner panels
- Durable rigid plastic door in light grey only
- 1050mm or 1300mm wide x 650mm deep



The roller shutter door is supplied in light grey plastic only with the top and bottom beams finished in the chosen colour.



1300mm Wide x 650mm Deep

Height (mm)	Shelves	Order Ref.
1200	3	40201012.11V
extra shelf 1300 x 650		42101023.51V

Height (mm)	Shelves	Order Ref.
2000	4	40201013.11V
extra shelf 1300 x 650		42101023.51V

Panel Kits



See page 106

Accessories



See pages 106 - 110

Bins



See pages 154 - 155

1050mm Wide x 650mm Deep



Height (mm)	Shelves	Drawers (Qty x Front Height)	Panels	Order Ref.
1200	3	/	/	40201009.11V
2000	3	/	/	40201021.11V
2000	4	/	/	40201011.11V
2000	2	2x 175mm	2x Louvre	40201023.11V
2000	1	6x 175mm	2x Louvre	40201024.11V



Housing: RAL 7035 – light grey

Top, bottom and fronts: .11 .16 .24 .19
 RAL 7035 – light grey RAL 5010 – gentian blue RAL 7035 – light grey RAL 3004 – crimson red RAL 7016 – anthracite grey

- cubio cabinets
- cubio mobile
- cubio dividers
- cubio cupboards
- cubio benches
- perfo
- cnc
- verso cabinets
- verso mobile
- verso cupboards
- verso benches
- facilities
- cases & seating

cubio | **Cupboards** Sliding Door

Sliding Door Cupboards

- Lockable, space saving, steel sliding doors
- Ideal for narrow aisles or restricted floor areas

Bins



See pages 154 - 155

Accessories



See pages 106 - 110



1050mm Wide **1300mm Wide**



1050mm Wide x 525mm Deep

1300mm Wide x 525mm Deep

Height	Depth	Shelves	Order Ref.
800	525	2	40013067.11V
1000	525	2	40013068.11V
1200	525	3	40013069.11V
1600	525	3	40013072.11V
2000	525	4	40013071.11V
extra shelf 1050 x 525			42101018.51V

Height	Depth	Shelves	Order Ref.
800	525	2	40014059.11V
1000	525	2	40014060.11V
1200	525	3	40014061.11V
1600	525	3	40014064.11V
2000	525	4	40014063.11V
extra shelf 1300 x 525			42101022.51V

1050mm Wide x 650mm Deep

1300mm Wide x 650mm Deep

Height	Depth	Shelves	Order Ref.
800	650	2	40021137.11V
1000	650	2	40021138.11V
1200	650	3	40021139.11V
1600	650	3	40021214.11V
2000	650	4	40021141.11V
extra shelf 1050 x 650			42101019.51V

Height	Depth	Shelves	Order Ref.
800	650	2	40022061.11V
1000	650	2	40022062.11V
1200	650	3	40022063.11V
1600	650	3	40022094.11V
2000	650	4	40022065.11V
extra shelf 1300 x 650			42101023.51V

Housing: RAL 7035 – light grey RAL 5010 – gentian blue RAL 7035 – light grey RAL 3004 – crimson red RAL 7016 – anthracite grey

Top, bottom and fronts: .11 .16 .24 .19

- cubio cabinets
- cubio mobile
- cubio dividers
- cubio cupboards
- cubio benches
- perfo
- cnc
- verso cabinets
- verso mobile
- verso cupboards
- verso benches
- facilities
- cases & seating

cubio | Cupboards Kitted Cupboards

Cupboards with Drawers & Shelves

- 160kg U.D.L. capacity per shelf on 1300mm wide models, 100kg on 1050mm
- 75kg U.D.L. capacity roller bearing drawers
- 75kg U.D.L. capacity sliding shelves

CNC Options



See page 177

Door Options

Window



Roller Shutter



Please ask for details.

1050mm / 1300mm Wide x 650mm Deep x 1000mm high


Width	Shelves	Drawers	Order Ref.
1050	2	1x 125	40021201.11V
1300	2	1x 125	40022083.11V
1050	2	2x 125	40021202.11V
1300	2	2x 125	40022084.11V
1050	1	3x 125	40021203.11V
1300	1	3x 125	40022085.11V



1050 / 1300mm Wide x 650mm Deep x 2000mm High



Width	Shelves	Drawers (Qty x Front Height)	Order Ref.
1050	3	2x 125	40021169.11V
1300	3	2x 125	40022139.11V
1050	3	3x 125	40021109.11V
1300	3	3x 125	40022087.11V
1050	2	4x 125	40021108.11V
1300	2	4x 125	40022088.11V
1050	3	9x 125	40021114.11V
1300	3	9x 125	40022089.11V
1050	2	3x 125, 3x 175	40021113.11V
1300	2	3x 125, 3x 175	40022141.11V



Housing: RAL 7035 – light grey

Top, bottom and fronts: RAL 5010 – gentian blue .11, RAL 7035 – light grey .16, RAL 3004 – crimson red .24, RAL 7016 – anthracite grey .19

- cupboards
- mobile
- dividers
- cupboards
- benches
- perfo
- cnc
- cupboards
- mobile
- cupboards
- benches
- facilities
- cases & seating

cubio | Cupboards Mini Workshop

Fully Equipped Cupboards

- Lockable steel doors with perfo liner panels
- 25mm multiplex shelf / worktop makes an enclosed mini workshop
- Galvanised steel shelves, 160kg U.D.L. capacity on 1300mm models, 100kg on 1050mm
- 75kg U.D.L. capacity roller bearing drawers
- perfo and louvre backpanels



Door Options

Window



Roller Shutter



Please ask for details.



15 piece hook kit



32 piece bin kit




40 piece bin kit

Item	Order Ref.
15 piece hook kit	14031411
80 piece hook kit	14031416

Item	Order Ref.
32 piece bin kit	13031070
40 piece bin kit	13021008

Perfo



See pages 144 - 149

Bins



See pages 154 - 155

Accessories



See pages 106 - 110

1050 / 1300mm Wide x 650mm Deep x 2000mm High



Width	Worktop	Shelves	Drawers	Perfo Door
				Order Ref.
1050	1	2	\	40021163.11V
1300	1	2	\	40022090.11V

Width	Worktop	Shelves	Drawers	Perfo Door
				Order Ref.
1050	1	1	2x 125	40021162.11V
1300	1	1	2x 125	40022091.11V



Width	Worktop	Shelves	Drawers	Perfo Door
				Order Ref.
1050	1	1	4x 125	40021160.11V
1300	1	1	4x 125	40022092.11V

Width	Worktop	Shelves	Drawers	Perfo Door
				Order Ref.
1050	1	\	9x 125	40021204.11V
1300	1	\	9x 125	40022093.11V

Housing:

RAL 7035 – light grey

Top, bottom and fronts:

.11
.16
.24
.19
 RAL 5010 – gentian blue RAL 7035 – light grey RAL 3004 – crimson red RAL 7016 – anthracite grey

- cubio cabinets
- cubio mobile
- cubio dividers
- cubio cupboards
- cubio benches
- perfo
- cnc
- verso cabinets
- verso mobile
- verso cupboards
- verso benches
- facilities
- cases & seating

cubio | Cupboards Power & Water Supply Cupboards

Power & Water Supply Cupboards

- Lockable cupboards for use with power or air / water supply reel
- Choose cupboard size and add supply reels to suit your requirements
- Roller cable guide
- Single door models accept one reel, double door models can be equipped with two reels
- Use freestanding or as a pedestal bench support



Width (mm)	Depth (mm)	Height (mm)	Doors / Reels	Order Ref.
525	650	800	Single	45001070.11V
650	650	800	Single	45001071.11V
800	650	800	Double	45001072.11V
1050	650	800	Double	45001073.11V
525	650	900	Single	45001074.11V
650	650	900	Single	45001075.11V
800	650	900	Double	45001076.11V
1050	650	900	Double	45001077.11V



Supply Reels

- Fit into rear of cupboards
- Electric or water / compressed air versions

Type	Cable Length (M)	No. of Cores	Voltage	Amps In / Out	Order Ref.
Electricity	15	3x 1.5mm	240	3 / 10	15888505

Type	Hose Length (M)	Hose Dia.	Max Pressure (PSI)	Max Temp (C)	Order Ref.
Air / Water	8	5/16"	180	60	15888500



cubio | Cupboards Waste Bin & Vice Cupboards

Waste Bin Cupboard

- Removable aluminium waste bin
- Pull out drawer with 75kg U.D.L. capacity and 100% extension
- Hinged front flap
- Use freestanding or as a pedestal bench support

Width (mm)	Depth (mm)	Height (mm)	Order Ref.
525	650	800	45001078.11V
650	650	800	45001080.11V
525	650	900	45001079.11V
650	650	900	45001081.11V



Cabinet with Vice

- With high-quality forged steel vice
- 125 mm jaw width, maximum opening 120mm
- For pipes up to 3" in diameter
- Hardened jaw and anvil
- Height adjustment range of 240 mm
- When not in use the vice is stored behind the lockable hinged door
- Additional drawer 275 mm front height
- 400mm Wide x 650mm Deep x 900mm High

The cabinet should be mounted between 2 other cubio cabinets with an integrated worktop or fixed to the floor

Work height (mm)	Order Ref.
1150 - 1320	40017100.11V



Housing:

RAL 7035 – light grey

Top, bottom and fronts:

.11
.16
.24
.19
 RAL 5010 – gentian blue RAL 7035 – light grey RAL 3004 – crimson red RAL 7016 – anthracite grey

- cubio cabinets
- cubio mobile
- cubio dividers
- cubio cupboards
- cubio benches
- perfo
- cnc
- verso cabinets
- verso mobile
- verso cupboards
- verso benches
- facilities
- cases & seating

cubio | Cupboards Components & Accessories

Cupboard Housings

Empty housings for custom configurations. Please ask for full details if the type or size you require is not shown.

Add components and accessories to complete your cupboard.



Perfo Door

525mm Deep Empty Housings

1000mm High

Cupboard Width	Perfo Doors	Louvre Doors	Window Doors	Roller Shutter Door
	Order Ref.	Order Ref.	Order Ref.	Order Ref.
525	40010067.11V	40010068.11V	40010128.11V	/
650	40011013.11V	40011014.11V	40011056.11V	/
800	40012053.11V	40012054.11V	/	/
1050	40013013.11V	40013014.11V	40013078.11V	/
1300	40014013.11V	40014014.11V	40014067.11V	/

1200mm High

Cupboard Width	Perfo Doors	Louvre Doors	Window Doors	Roller Shutter Door
	Order Ref.	Order Ref.	Order Ref.	Order Ref.
525	40010069.11V	40010070.11V	40010129.11V	/
650	40011015.11V	40011016.11V	40011057.11V	/
800	40012055.11V	40012056.11V	/	/
1050	40013015.11V	40013016.11V	40013021.11V	40201001.11V
1300	40014015.11V	40014016.11V	40014021.11V	40201005.11V

1600mm High

Cupboard Width	Perfo Doors	Louvre Doors	Window Doors	Roller Shutter Door
	Order Ref.	Order Ref.	Order Ref.	Order Ref.
525	40010071.11V	40010072.11V	40010130.11V	/
650	40011017.11V	40011018.11V	40011058.11V	/
800	40012057.11V	40012058.11V	/	/
1050	40013017.11V	40013018.11V	40013022.11V	/
1300	40014017.11V	40014018.11V	40014022.11V	/

2000mm High

Cupboard Width	Perfo Doors	Louvre Doors	Window Doors	Roller Shutter Door
	Order Ref.	Order Ref.	Order Ref.	Order Ref.
525	40010073.11V	40010074.11V	40010131.11V	/
650	40011019.11V	40011020.11V	40011059.11V	/
800	40012059.11V	40012060.11V	/	/
1050	40013019.11V	40013020.11V	40013023.11V	40201002.11V
1300	40014019.11V	40014020.11V	40014023.11V	40201006.11V



Louvre Door



Window Door



Roller Shutter Door

650mm Deep Empty Housings

1000mm High				
Cupboard Width	Perfo Doors	Louvre Doors	Window Doors	Roller Shutter Door
	Order Ref.	Order Ref.	Order Ref.	Order Ref.
525	40018087.11V	40018088.11V	40018139.11V	/
650	40019089.11V	40019090.11V	40019164.11V	/
800	40020085.11V	40020086.11V	/	/
1050	40021061.11V	40021062.11V	40021231.11V	/
1300	40022013.11V	40022014.11V	40022140.11V	/

1200mm High				
Cupboard Width	Perfo Doors	Louvre Doors	Window Doors	Roller Shutter Door
	Order Ref.	Order Ref.	Order Ref.	Order Ref.
525	40018089.11V	40018090.11V	40018140.11V	/
650	40019091.11V	40019092.11V	40019165.11V	/
800	40020087.11V	40020088.11V	/	/
1050	40021063.11V	40021064.11V	40021069.11V	40201003.11V
1300	40022015.11V	40022016.11V	40022021.11V	40201007.11V

1600mm High				
Cupboard Width	Perfo Doors	Louvre Doors	Window Doors	Roller Shutter Door
	Order Ref.	Order Ref.	Order Ref.	Order Ref.
525	40018091.11V	40018092.11V	40018141.11V	/
650	40019093.11V	40019094.11V	40019166.11V	/
800	40020089.11V	40020090.11V	/	/
1050	40021065.11V	40021066.11V	40021070.11V	/
1300	40022017.11V	40022018.11V	40022022.11V	/

2000mm High				
Cupboard Width	Perfo Doors	Louvre Doors	Window Doors	Roller Shutter Door
	Order Ref.	Order Ref.	Order Ref.	Order Ref.
525	40018093.11V	40018094.11V	40018142.11V	/
650	40019095.11V	40019096.11V	40019167.11V	/
800	40020091.11V	40020092.11V	/	/
1050	40021067.11V	40021068.11V	40021071.11V	40201004.11V
1300	40022019.11V	40022020.11V	40022023.11V	40201008.11V

Housing:

RAL 7035 – light grey

Top, bottom and fronts:

.11
.16
.24
.19
 RAL 5010 – gentian blue RAL 7035 – light grey RAL 3004 – crimson red RAL 7016 – anthracite grey

- cubio cabinets
- cubio mobile
- cubio dividers
- cubio cupboards
- cubio benches
- perfo
- cnc
- verso cabinets
- verso mobile
- verso cupboards
- verso benches
- facilities
- cases & seating

cubio | Cupboards Components & Accessories

Backpanels (for 800mm, 1050mm and 1300mm wide cupboards)

Perfo and louvre backpanels to fit to rear of 800mm, 1050mm and 1300mm wide housings.

Panels may be fitted at any height point within the housing and may be of mixed style and height.

The table below shows the panels required to provide a full height back-panel. Choose the overall height of back panel required and order the individual items. Shelves may be used in front of panels, but drawers must be used either above or below them.



400mm & 450mm perfo panels



400mm & 450mm louvre panels

Panel Height	Panels per cupboard Height				
	800	1000	1200	1600	2000
350mm	2		2	2	2
400mm			1	2	3
450mm		2			

Cupboard Width (mm)	Panel Height (mm)	Perfo	Louvre
		Order Ref.	Order Ref.
800	350	43005001.16V	43005010.16V
800	400	43005002.16V	43005011.16V
800	450	43005003.16V	43005012.16V
1050	350	43005004.16V	43005013.16V
1050	400	43005005.16V	43005014.16V
1050	450	43005006.16V	43005015.16V
1300	350	43005007.16V	43005016.16V
1300	400	43005008.16V	43005017.16V
1300	450	43005009.16V	43005018.16V

Steel Shelves



Durable, scuff resistant galvanised steel shelves.

Shelves have 160kg U.D.L.capacity on 1300mm wide models*, 100kg on all others.

Shallow shelves for 650mm deep models are 343mm deep and may be used in conjunction with louvre doors and hook on bins.

All shelves are adjustable on 25mm vertical pitch.

* 1300 x 650 shallow shelf has 100kg U.D.L.

Cupboard		Full Depth Shelf	Shallow Shelf
Width	Depth	Order Ref.	Order Ref.
525	525	42101006.51V	\
525	650	42101007.51V	42101058.51V
650	525	42101010.51V	\
650	650	42101011.51V	42101060.51V
800	525	42101014.51V	\
800	650	42101015.51V	42101062.51V
1050	525	42101018.51V	\
1050	650	42101019.51V	42101064.51V
1300	525	42101022.51V	\
1300	650	42101023.51V	42101066.51V

Drawer Kit **Sliding Shelves**



125mm or 175mm high drawers with 75kg or optional 200kg U.D.L. capacity on smooth action roller bearing slides. Adjustable on a 25mm vertical pitch. Supplied in powdercoat RAL7035 light grey finish only. A range of dividers are available, see pages 68-79.

Cupboard		125 High 75 kg	175 High 75 Kg
Width	Depth	Order Ref.	Order Ref.
525	525	40522005.16V	40522007.16V
525	650	40522029.16V	40522031.16V
650	525	40522009.16V	40522011.16V
650	650	40522033.16V	40522035.16V
800	525	40522013.16V	40522015.16V
800	650	40522037.16V	40522039.16V
1050	525	40522017.16V	40522019.16V
1050	650	40522041.16V	40522043.16V
1300	525	40522021.16V	40522023.16V
1300	650	40522045.16V	40522047.16V



Sliding shelf with 75kg or optional 200Kg U.D.L. capacity on smooth action roller bearing slides. 50mm high adjustable on 25mm vertical pitch. Supplied in powdercoat RAL7035 light grey finish only.

Cupboard		75 Kg Capacity
Width	Depth	Order Ref.
525	525	40522071.16V
525	650	40522083.16V
650	525	40522073.16V
650	650	40522085.16V
800	525	40522075.16V
800	650	40522087.16V
1050	525	40522077.16V
1050	650	40522089.16V
1300	525	40522079.16V
1300	650	40522091.16V

Cupboard		125 High 200 Kg	175 High 200 Kg
Width	Depth	Order Ref.	Order Ref.
800	650	40522038.16V	40522040.16V
1050	650	40522042.16V	40522044.16V
1300	650	40522046.16V	40522048.16V

Cupboard		200 Kg Capacity
Width	Depth	Order Ref.
800	650	40522088.16V
1050	650	40522090.16V
1300	650	40522092.16V

Perfo

See pages 144 - 149

Bins


See pages 154 - 155

Dividers

See pages 68 - 79

cubio | Cupboards Components & Accessories

Infill Base Deck



Infill galvanised steel base shelves to provide a flat surface for easy loading and unloading.

Cupboard Width	Cupboard Depth	Order Ref.
525	525	42101030.51V
525	650	42101031.51V
650	525	42101034.51V
650	650	42101035.51V
800	525	42101038.51V
800	650	42101039.51V
1050	525	42101042.51V
1050	650	42101043.51V
1300	525	42101046.51V
1300	650	42101047.51V

Multiplex Shelf / Worktop



25mm multiplex (laminated beech ply) shelf or worktop. 593mm deep for 650mm deep models. Up to 80kg U.D.L. capacity.

Cupboard Width	Order Ref.
800	41201028.08V
1050	41201029.08V
1300	41201030.08V

Hanging Rail


Suitable for all cupboard door styles, the rail position may be adjusted on a 25mm vertical pitch and horizontally on a 100mm pitch.

The hanging rail kit is supplied with 6 hooks. Standard clothes hangers may be used on the 650mm deep model.



Cupboard		Order Ref.
Width	Depth	
800	525	41010041.16V
800	650	41010042.16V
1050	525	41010045.16V
1050	650	41010046.16V
1300	525	41010049.16V
1300	650	41010050.16V

Cupboard Worktops



40mm worktop for the top of the cupboard. Available in Multiplex (laminated beech ply) or Lino (2mm grey linoleum worksurface bonded to a wooden core).

Metal top tray with 4 raised sides to prevent accidental roll off of items. Inlaid is a quality slip resistant mat. Increases height by 15mm. Supplied in RAL7035 light grey only.

Cabinet		Multiplex Worktop	Lino Worktop	Top Tray
Width	Depth	Order Ref.	Order Ref.	Order Ref.
525	525	41201005.08V	41201005.15V	42102005.16V
525	650	41201006.08V	41201006.15V	42102006.16V
650	525	41201006.08V	41201006.15V	42102006.16V
650	650	41201008.08V	41201008.15V	42102008.16V
800	525	41201011.08V	41201011.15V	42102011.16V
800	650	41201012.08V	41201012.15V	42102012.16V
1050	525	41201015.08V	41201015.15V	42102015.16V
1050	650	41201016.08V	41201016.15V	42102016.16V
1300	525	41201019.08V	41201019.15V	42102019.16V
1300	650	41201020.08V	41201020.15V	42102020.16V

- cupio cabinets
- cupio mobile
- cupio dividers
- cupio cupboards
- cupio benches
- perfo
- cnc
- verso cabinets
- verso mobile
- verso cupboards
- verso benches
- facilities
- cases & seating

cubio | Cupboards Components & Accessories


Base Plinth



Totally enclosed 50mm base plinth. Suitable for total loads of up to 1.5 tonnes. Supplied in RAL7035 light grey only.

Cabinet		Order Ref.
Width	Depth	
525	525	41430021.16V
525	650	41430022.16V
650	525	41430025.16V
650	650	41430026.16V
800	525	41430029.16V
800	650	41430030.16V
1050	525	41430033.16V
1050	650	41430034.16V
1300	525	41430037.16V
1300	650	41430038.16V

Base Plinth / Forklift Base



100mm high base plinth incorporating fork lift channels. Suitable for total loads of up to 1 tonne. Comes complete with a removable faceplate. Supplied in RAL7035 light grey only.


Cabinet		Order Ref.
Width	Depth	
525	525	41430075.16V
525	650	41430076.16V
650	525	41430004.16V
650	650	41430008.16V
800	525	41430005.16V
800	650	41430009.16V
1050	525	41430006.16V
1050	650	41430010.16V
1300	525	41430007.16V
1300	650	41430011.16V



cubio | Cupboards Shelving

Shelving

- Rapid assembly shelving
- Galvanised steel shelves, adjustable on a 100mm pitch
- 75 kg U.D.L. capacity per shelf
- Drop in base deck
- Matches cubio cupboard dimensions



800mm Wide x 525mm Deep

Height	Shelves	Order Ref.
1000	2	46001001.11V
2000	4	46001002.11V
Extra Shelf		46002001.51V

1050mm Wide x 525mm Deep

Height	Shelves	Order Ref.
1000	2	46001003.11V
2000	4	46001004.11V
Extra Shelf		46002002.51V

800mm Wide x 650mm Deep

Height	Shelves	Order Ref.
1000	2	46001005.11V
2000	4	46001006.11V
Extra Shelf		46002003.51V

1050mm Wide x 650mm Deep

Height	Shelves	Order Ref.
1000	2	46001007.11V
2000	4	46001008.11V
Extra Shelf		46002004.51V

Housing:

RAL 7035 – light grey

Top, bottom and fronts:

RAL 5010 – gentian blue

RAL 7035 – light grey

RAL 3004 – crimson red

RAL 7016 – anthracite grey

- cubio cabinets
- cubio mobile
- cubio dividers
- cubio cupboards
- cubio benches
- perfo
- cnc
- verso cabinets
- verso mobile
- verso cupboards
- verso benches
- facilities
- cases & seating