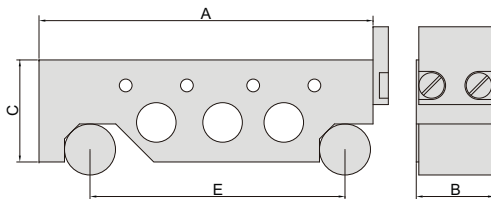


SINE BAR

HIGH
PRECISION

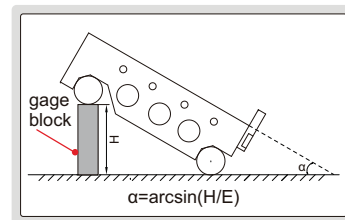
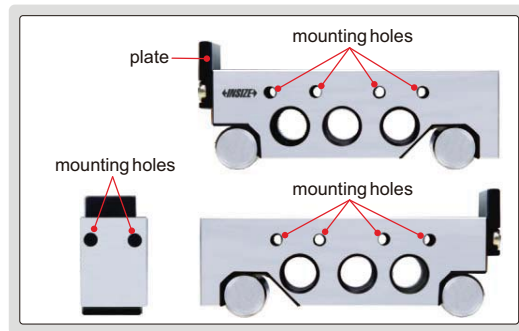


4155-100



■ High precision

The front and back ends and two sides have mounting holes to install plate



Code	Roller distance (E)	Table size (AxB)	C	Accuracy of α at 30°
4155-100	100mm	130x30mm	40mm	±5 seconds
4155-200	200mm	230x30mm	40mm	±5 seconds
4155-300	300mm	345x40mm	50mm	±8 seconds